


# **CX** ROTARY SEALER **SERIES**

**FW3400/CX • FW3410/CX**  
HIGH-SPEED HORIZONTAL FORM-FILL-SEAL-MACHINE






## HIGH-SPEED HORIZONTAL FORM-FILL-SEAL-MACHINE

### FEATURES

#### ▶ ENERGY SAVING

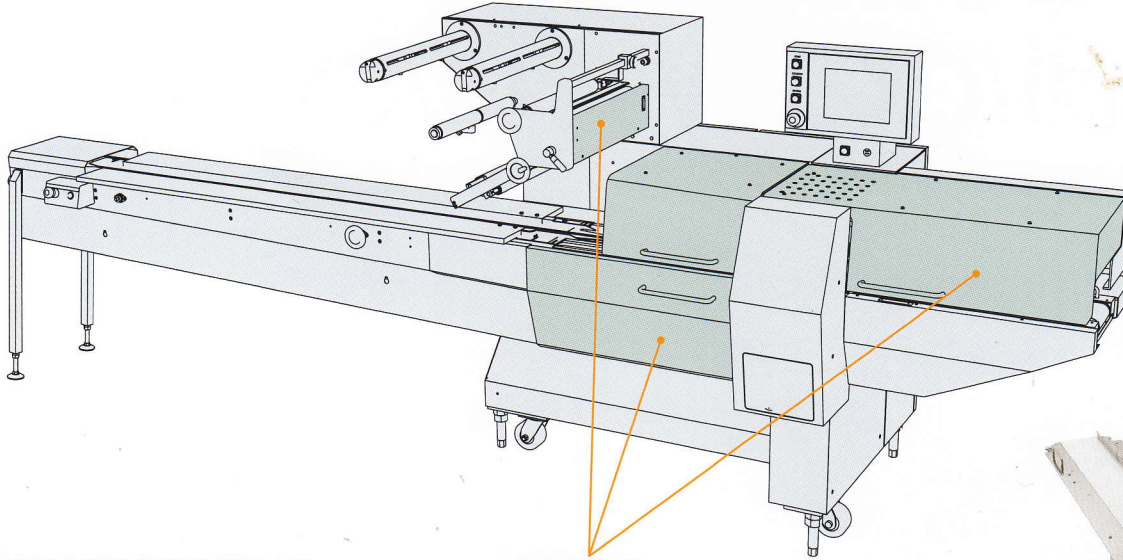
New heating system on center sealer gives much reduced energy usage and further reduces time on products changeover.

This new heating system achieves less maintenance conditions, and gives much faster temperature response and accuracy.



#### ▶ OVER HEAD TRANSFER (Option)

New material "high tear strength silicone" which is hard to be split and heat resisted.




#### ▶ CANTILEVERED FRAME

Easy cleaning cantilevered frame design allows product crumbs to fall through the wrapper.

Hygienic stainless steel covers are standard. Also, the height of the frame is 165mm from floor in order to clean the floor easily.

#### ▶ SAFETY

Safeness of control system related to safety such as cover safety and emergency stop are designed based on Category 3.



#### ▶ EASY MAINTENANCE

Easy removable discharge conveyor saves your maintenance time.

### STANDARD SPECIFICATIONS

| Machine type                               | FW3400/CX                               |                    | FW3410/CX                     |                     |
|--|---|--------------------|-------------------------------|---------------------|
| End sealer diameter                        | R81                                     | R114               | R114                          | R150                |
| Capacity                                   | 10 to 300 packs/min                     |                    | 10 to 300 packs/min           | 10 to 150 packs/min |
| Cut length                                 | 60 to 250mm                             | 80 to 350mm        | 100 to 350mm                  | 120 to 450mm        |
|  | (Up to 3,999 mm according to the spec.) |                    |                               |                     |
| Product size to be wrapped                 | Width: Up to 140mm                      |                    | Width: Up to 200mm            |                     |
|  | Height: Up to 30mm                      | Height: Up to 60mm | Height: Up to 60mm            | Height: Up to 100mm |
| Wrapping film                              | Width: Up to 430mm                      |                    | Width: Up to 600mm            |                     |
|  | Outside diameter: Up to 300mm           |                    | Outside diameter: Up to 300mm |                     |
| Motor capacity                             | 1.65 kW                                 |                    |                               |                     |
| Heater capacity                            | 1.42kW                                  | 1.82kW             | 2.32kW                        |                     |
| Electric supply source                     | 3-phase AC200V 50/60Hz 30A              |                    |                               |                     |
| Power consumption (Max. power consumption) | 1.9 kW (10 kW)                          | 2.0 kW (10 kW)     | 2.2 kW (10 kW)                |                     |
| Dimension                                  | 4,145(L)X1,012(W)X1,471(H)mm            |                    | 4,145(L)X1,147(W)X1,471(H)mm  |                     |
| Weight                                     | About 850kg                             |                    | About 950kg                   |                     |
| Working environment                        | Ambient temperature:                    |                    |                               |                     |

### DIMENSIONAL DRAWING FOR FW3400/CX · FW3410/CX

